



LE 7.a: Finding patterns in my data

We have now collected our data about the garden task and are ready to analyze! **Data analysis** is the process of finding patterns in your data, **making claims** about those patterns, and backing up your claims with **evidence**. Try to come up with at least **two** patterns from your investigation. The table on this sheet will help you organize your thoughts!

Our “Should we” question we are trying to answer is:

The investigation question I am trying to answer is:

In the box below, draw a **graph** or **chart** using data points that you collected:

--






Data analysis table

Pattern 1	
Claim: One pattern I see in my data is:	
Evidence: My evidence for this pattern is:	
Reasoning: Why I think this pattern is happening	



LE7.b Initial decisions around our “Should we” Question

Overview: At this point you have done investigations and shared patterns with peers. We are going to try to make some decisions around our “Should we” question based on the evidence we have so far.

Decision about our Should we Question so far	Evidence for this decision
We should because	 From our field-based investigations in the garden and in our neighborhoods:
	 From community-based interviews
	 From the garden methods research:

We should NOT



From our field-based investigations in the garden and in our neighborhoods:

because



From community-based interviews:



From the garden methods research



LE7.c Initial decisions around our “Should we” Question

We should: (draw what you think we should do)

I think we should _____

because _____